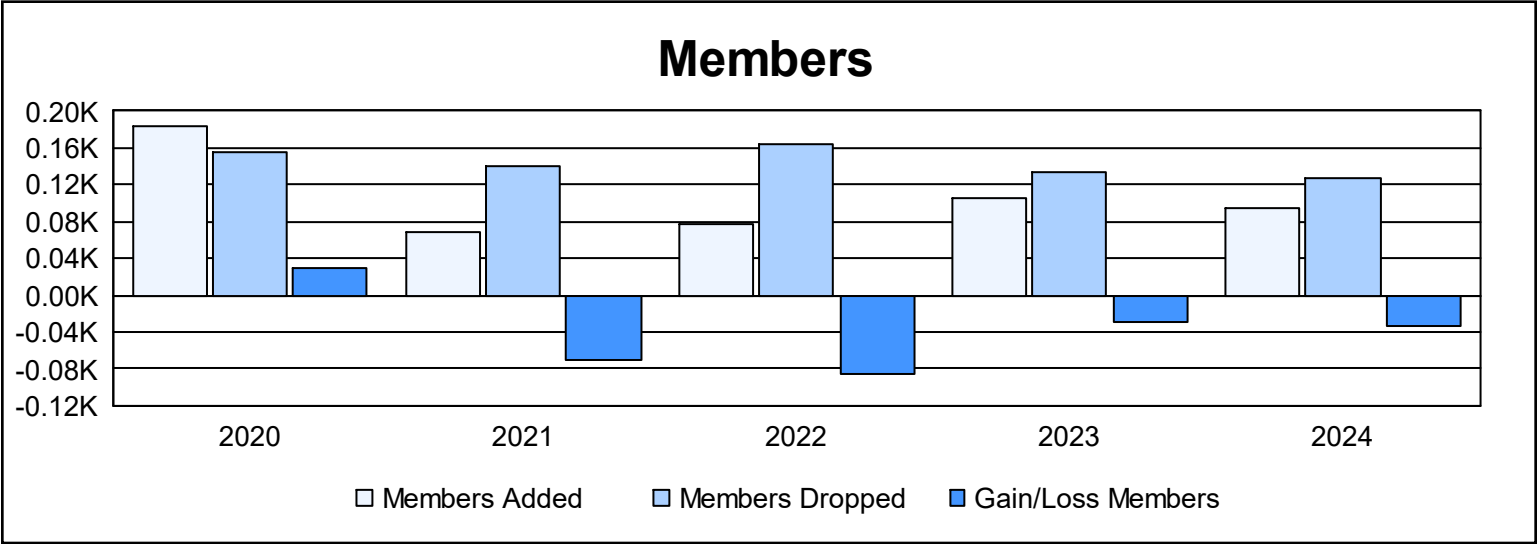
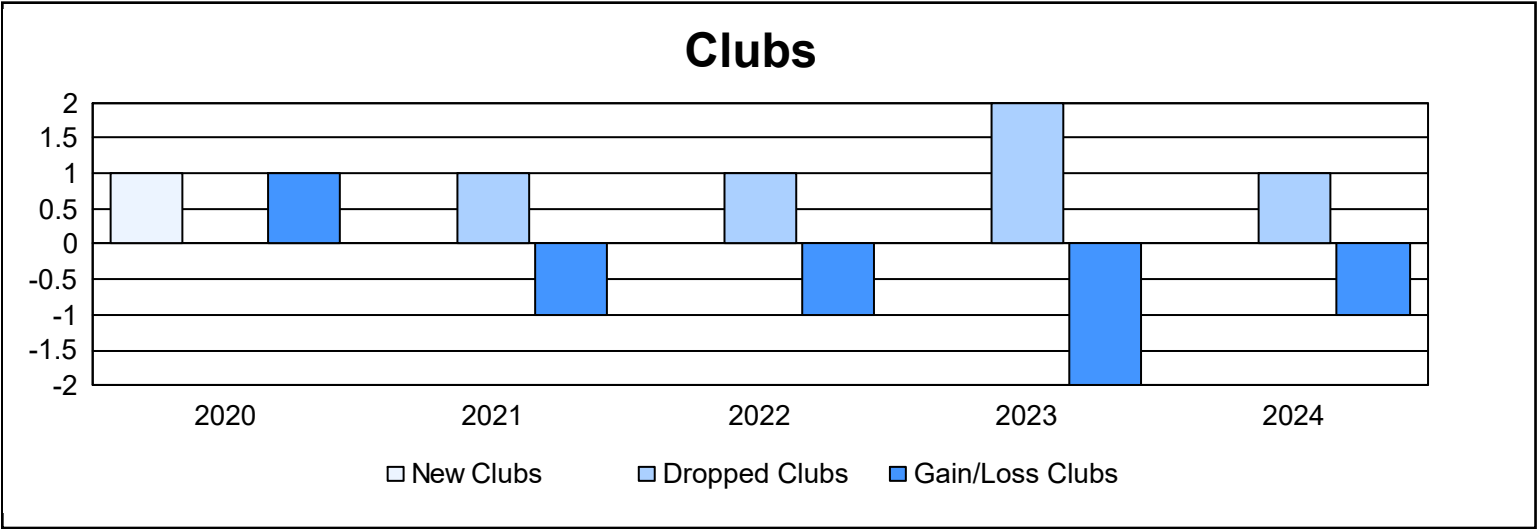
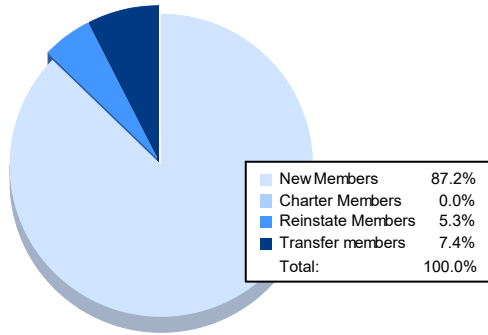


Year	New Clubs	Dropped Clubs	Gain/ Loss Clubs	New Members	Charter Members	Reinstate Members	Transfer Members	Total Member Added	Total Members Dropped	Gain/ Loss Members
2019-2020	1	0	1	138	23	10	13	184	155	29
2020-2021	0	1	-1	51	0	13	5	69	140	-71
2021-2022	0	1	-1	64	0	9	4	77	163	-86
2022-2023	0	2	-2	92	0	6	7	105	134	-29
2023-2024	0	1	-1	82	0	5	7	94	128	-34
Average	0	1	-1	85	5	9	7	106	144	-38



### Membership Composition June 2024 Cumulative



### Gender Composition June 2024 Cumulative

